

Supporting your child's digital journey

Exploring

As children expand their digital world by exploring different media, using social media and playing online games, encourage them to question what they see to build critical thinking. Give them coping strategies so they know where to go for help and who to talk to for support. they know where to go for help and who to talk to for support.

0-5

- Watch, play and explore with your child as they start their digital journey
- Supervise your child's use so you know when to step in



6-10

- Get involved and show interest in what they're doing online.
- Remind them that they can talk to you or a trusted adult if they have concerns

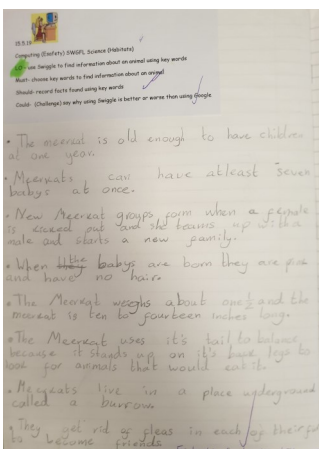


11-13

- Encourage them to question what they see online and not take everything at face value.
- Talk about finding their identity and sources of content

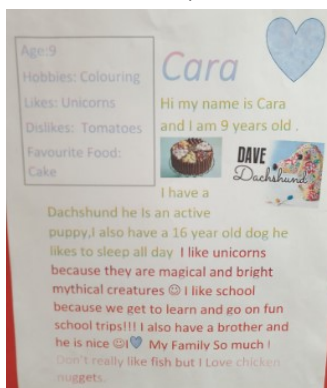
E-Safety work in school

We have had an e-safety assembly this term exploring how to report anything that makes us feel uncomfortable online. We have been continuing to explore how the internet can be a positive place by learning the following:



How to use safe words to search on children's search engine
www.safesearchkids.com
and swiggle

How to create safe profiles



'I think swiggle is better than google because it's child friendly and nothing pops up on the screen.' Flo 2S

App in focus



What is it?

A video sharing website owned by Google where musicians, vloggers and many more upload their own videos to share. Viewers can add comments beneath. Adverts are often within these videos.

What do you need to know?

13 is the minimum age to have an account.

Children can see the videos others have shared without an account.

In order to upload videos a user must have an account.

Why our kids love it

We have spoken to our children and these are the reasons they give for enjoying You Tube:

- watch their favourite music
- watch their favourite vloggers
- put videos of them performing tricks or songs online

What do you need to be aware of?

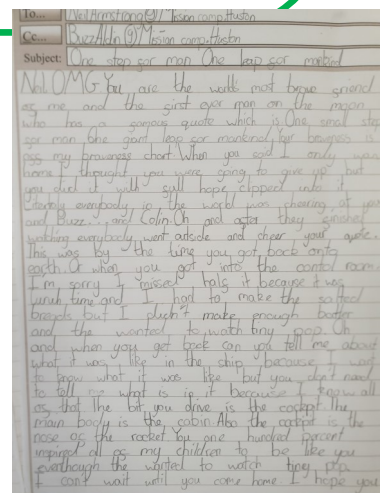

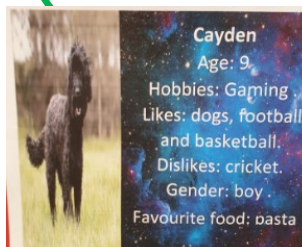
- any videos children post are online and so need to not hold any indication of personal details (school logos etc)
- an account holder can control which comments are left on their video however, for children just viewing a video, they will have full access to the comments.
- adverts are included in the videos but aren't necessarily linked to the age content.
- anyone can upload a video. Inappropriate content comes to You Tube's attention when it is flagged or reported.
- it is possible to restrict access to age-inappropriate content (see the below link)
- there is a you tube kids app which has pre-set filters

For more information see:

<https://www.internetmatters.org/parental-controls/entertainment-search-engines/youtube-app/>

<https://www.saferinternet.org.uk/advice-centre/social-media-guides/youtube>

<https://www.net-aware.org.uk/networks/youtube/>



How to send kind messages to each other online